

De-Risking Complex Program Delivery

How Leading Financial Institutions Uncovered More Than 30% Efficiency Gains with Temporal Analytics

November 2025



Executive Summary

Across engagements with leading financial institutions and enterprises, Pometry has demonstrated how *temporal analytics* can transform the delivery of complex programs.

Relevant programs include the implementation of regulatory reform, technical migrations, platform modernisation & construction projects.

Common characteristics of complex project deliveries evidenced by Pometry's client portfolio include:

- 🔴 **SLA bottlenecks** – up to **28%** of total work time can be found locked in SLA bottlenecks. This is a reclaimable opportunity; worth hundreds of thousands of person-days.
- 🔴 **Hidden dependencies** – up to **95%** of critical deliverables naturally accumulate hidden dependencies and delay as they scale; temporal mapping provides early visibility so they can be stabilised - proactively - before delays occur.
- 🔴 **Review loops** – around **10%** of tasks typically get caught in recurring “review” or “waiting for customer” loops that can be systemically eliminated.
- 🔴 **Key person risk** – critical path concentration is common in highly specialised environments, leading to key SMEs acting as bottlenecks. Balancing this accumulation of work increased resilience without reducing throughput.
- 🔴 **Avoidable cancellations** – **thousands** of work items were identified as avoidable cancellations, patterns that can now be flagged earlier to preserve effort.

Rapid identification of delivery risk is critical to effective project execution. Pometry provides cross-system visibility in a way that is accessible & actionable. Insights are available either through regular reporting or via our neuro-symbolic LLM: enabling stakeholders to get live, grounded updates at any time, so they can act & report with confidence.

Traditional reporting captures *what happened*. Pometry captures *how* and *why* it happened — before the risk hardens into impact.

“If the signs were visible six months ago, why didn't we act before the risk became real?”

– Senior Executive, T1 Bank

The Challenge: Complexity Without Visibility

Modern banks run some of the world’s most intricate transformation portfolios. Yet despite sophisticated tools, visibility remains fragmented. Work is spread across multiple software systems, spreadsheets and other systems of record.

The result:

- No single view of cross-team dependencies.
- Delays detected only *after* milestones slip.
- Leadership unable to quantify where time and value are being lost.

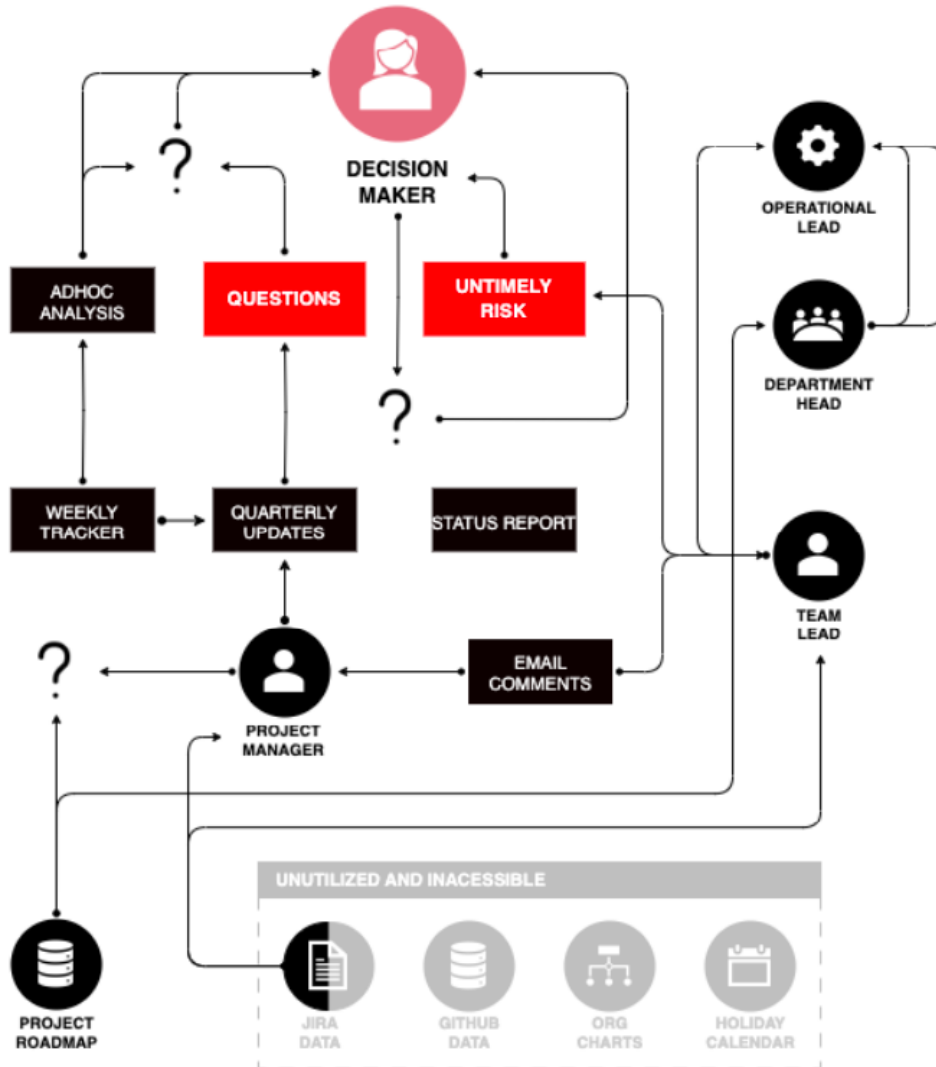


Figure 1: Typical enterprise workflow — disjointed, static, and blind to change.

Pometry's approach

Pometry is a pioneer of **temporal graph systems** — data storage & query technology that enables complex networks to be tracked in a single environment. Every task, dependency, and event is connected across time allowing complex pattern detection & relationship analysis.

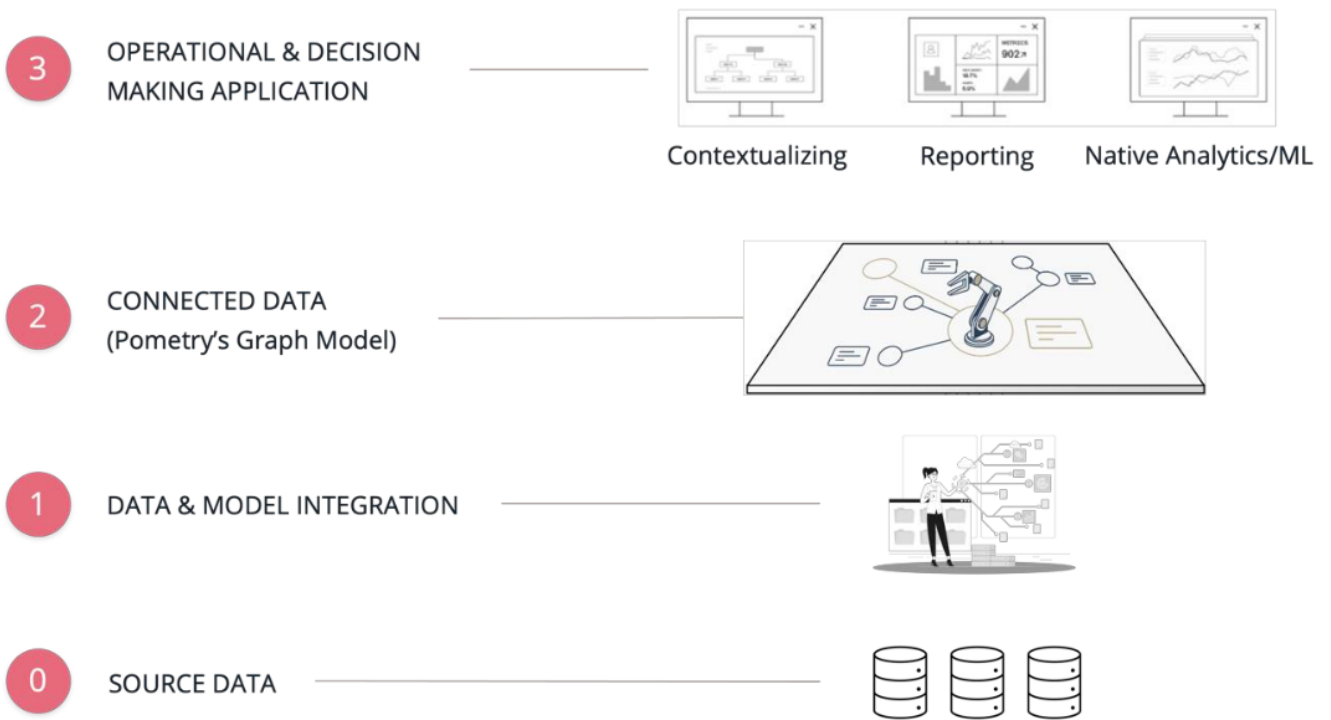



Figure 2: Pometry's connected data process.

Pometry's core capabilities include:

 **Temporal Graph Analysis**

Model the full lifecycle of work to uncover delay and risk patterns as they form.

 **Value Stream Mapping (VSM)**

Measure lead vs. cycle time to pinpoint friction points and idle queues.

 **Motif and Pattern Detection**

Surface recurring failure signatures, revealing the "fingerprints" of inefficiency.

 **Machine Learning & Scenario Simulation**

Test the downstream impact of reprioritisation or resource reallocation.

 **Neuro-Symbolic LLM Interface**

Ask plain-English queries such as: "Which deliverables are trending off-track this quarter?". Every response is traceable to its source, ensuring explainability.

Quantified Results from the Field

Patterns identified with Pomety have been strikingly consistent across projects, indicating structural – not individual – inefficiencies that traditional analytics fail to surface. Some of the most commonly recurring issues identified are:

1. Hidden SLA Breaches

Pomety’s temporal mapping pinpointed the ‘customer review’ phase as a high-leverage opportunity affecting nearly 50% of service levels. Process changes elsewhere just shifted the problem. This precise visibility empowered the organisation to move beyond reactive adjustments and implement targeted solutions that permanently ensure SLA compliance.

2. Cyclical Loops

Pomety pinpointed specific friction points where tasks entered recurring cycles. Eliminating these systemic loops reduced the average delay per task by 22 days, streamlining the path to production

3. Resource Concentration

By detecting critical-path concentration among key employees, Pomety enabled data-driven workload rebalancing. This optimisation improved team efficiency by up to 15% per quarter, significantly increasing program resilience.

4. Excessive Cancellations

Using temporal motif analysis, Pomety successfully flagged "cancellation patterns" across thousands of work items. This early detection allowed leadership to intervene immediately, preserving significant operational effort and reducing sunk costs.

Finding	Insight	Impact
SLA bottlenecks	Hundreds of thousands of person-days per year trapped in delay	Potential to reclaim hundreds of millions in value
Hidden dependencies	Mis-prioritised work & dependency clustering	Enables pre-emptive reallocation
Review loops	~10% of tasks stuck in loops	Task timelines can be reduced by weeks
Key person risk	Over-reliance and burnout risk	Increased resilience with same or better throughput
Avoidable cancellations	High sunk cost from incomplete work	Direct operational cost reduction

Table: These findings translate to significant impacts on project success rates & costs.

Beyond insights: increased efficiency, scalability & explainability

Unified Efficiency

Pometry replaces six separate toolchains – ETL pipelines, BI dashboards, dependency mappers, ML platforms, visualisers, and case trackers – with a single temporal system.

Result: lower licensing cost, faster iteration, fewer silos.

Minimal Labour, Maximum Impact

A typical POC with a financial institution can be delivered in just **two weeks** by a team of four.

For clients, engagement required minimal data preparation or IT support – proof that advanced analytics doesn't have to be heavy.

Explainable AI

Pometry's neuro-symbolic LLM grounds every answer in verifiable graph data.

- **Zero hallucination:** every claim traceable to source.
- **Immediate adoption:** users query naturally without technical training.
- **Confidence by design:** the system shows *why* each result is true.

Conclusion

Pometry's engagements consistently deliver:

- 🍎 **Reduction in wasted time** through SLA and process optimisation.
- 🍎 **Accelerated project delivery**, with early warning on delay patterns.
- 🍎 **Improved resource balancing** and reduction in key-person risk.
- 🍎 **Lower total cost of ownership** via technology consolidation.
- 🍎 **Cross-team collaboration** grounded in one source of truth.

These aren't marginal improvements – they redefine how large programs are managed and governed.

Every complex initiative carries uncertainty. The difference between success and failure lies in foresight. By transforming fragmented operational data into a **living temporal graph**, Pometry enables institutions to:

- 🍎 See emerging risks before they materialise.
- 🍎 Quantify inefficiency with precision.
- 🍎 Intervene with confidence.

In an era where delivery speed and control define competitiveness, Pometry gives leaders the clarity to act quicker & with more confidence, navigating complexity in real time.



For more information or to explore how temporal analytics can de-risk your transformation initiatives, visit www.pometry.com